

POST SECONDARY

HOW TO DECIDE AND HOW TO APPLY



TABLE OF CONTENTS

3	Brainstorming
5	Researching
10	Applying
17	Transcripts
21	Accepting
24	Financing
30	Deferring & Gap Years
34	Transferring

STEP 1: BRAINSTORMING

BRAINSTORMING

- Ideally starting in grade 10-11, start thinking about what you are interested in..
 - What subjects are you good at?
 - What subjects do you enjoy?
 - Do you like school and want to do more of it?

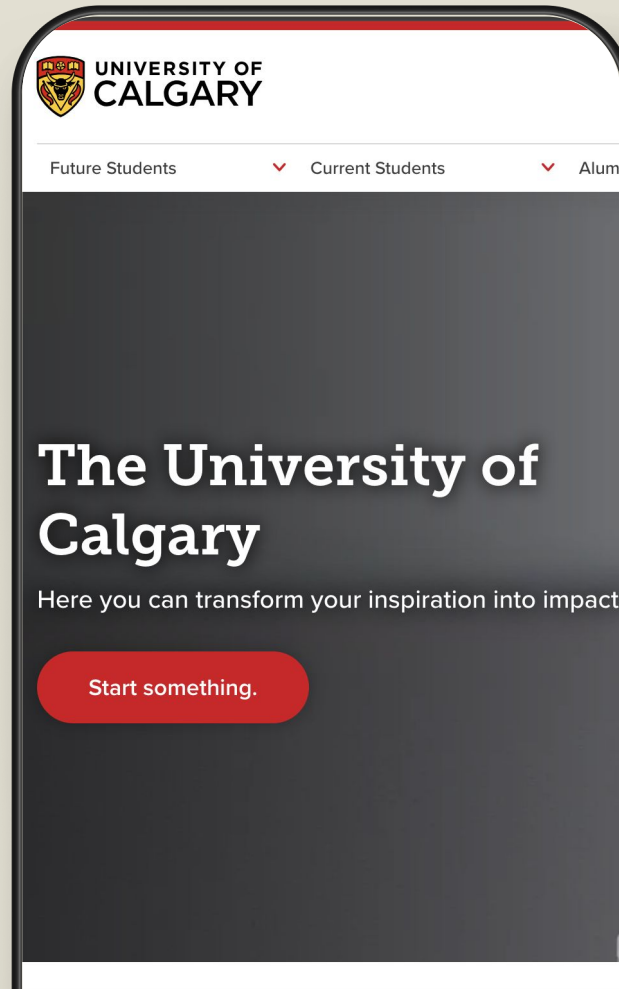
Essentially, start thinking about your future, because you will need to pick courses that will put you in the correct stream for University/College/Trades

STEP 2: RESEARCHING

RESEARCHING

Start looking at university and college websites.

Get used to navigating them and finding the information you're looking for.. some are tricky.



RESEARCHING

- What are the subjects you enjoy called at universities
 - (ie: Kinesiology, Bachelor of Science in ____, Bachelor of Arts Majoring in ____, etc)
- What universities/colleges offer the program you're interested in?
- Are you looking at a University, College, or Technical Institute?

RESEARCHING

- Do you have the required prerequisite courses? These will be found on the program page for the university you're interested in
- Do you have the marks to get in? Do you need to upgrade?
- Schools will have a minimum requirement, and a competitive average, where do you fit?
- Some schools may be more competitive than others, is there program/school where you may be a better fit?

The screenshot shows a web form titled "Admission requirements" for an Accounting program. It includes three main sections: "I am currently a(n):", "My education systems is:", and "Select your program:". The "I am currently a(n):" section has four radio button options, with "High school student or graduate" selected. The "My education systems is:" section has a dropdown menu showing "-Alberta". The "Select your program:" section has a dropdown menu showing "Accounting". A red button labeled "View requirements" is located to the right of the program dropdown. Below these sections, there are two columns of information: "Required courses for admission" and "Application dates for Fall 2025 intake".

Admission requirements

I am currently a(n):

- High school student or graduate
- University transfer student
- Adult/mature student
- After degree student

My education systems is:

-Alberta

Select your program:

Accounting

[View requirements](#)

Required courses for admission

- English Language Arts 30-1
- Mathematics 30-1
- Two of: Aboriginal Studies 30 (5-credits), Biology 30, Chemistry 30, CTS Computing Science 30 Level (5-credits), Language or Language and Culture Courses at the 30 level, Mathematics 31, Physics 30, Science 30, Social Studies 30-1
- One approved course or option

Application dates for Fall 2025 intake

October 1, 2024 to March 1, 2025

Curriculum (education system)

Alberta curriculum

Estimated competitive admission average

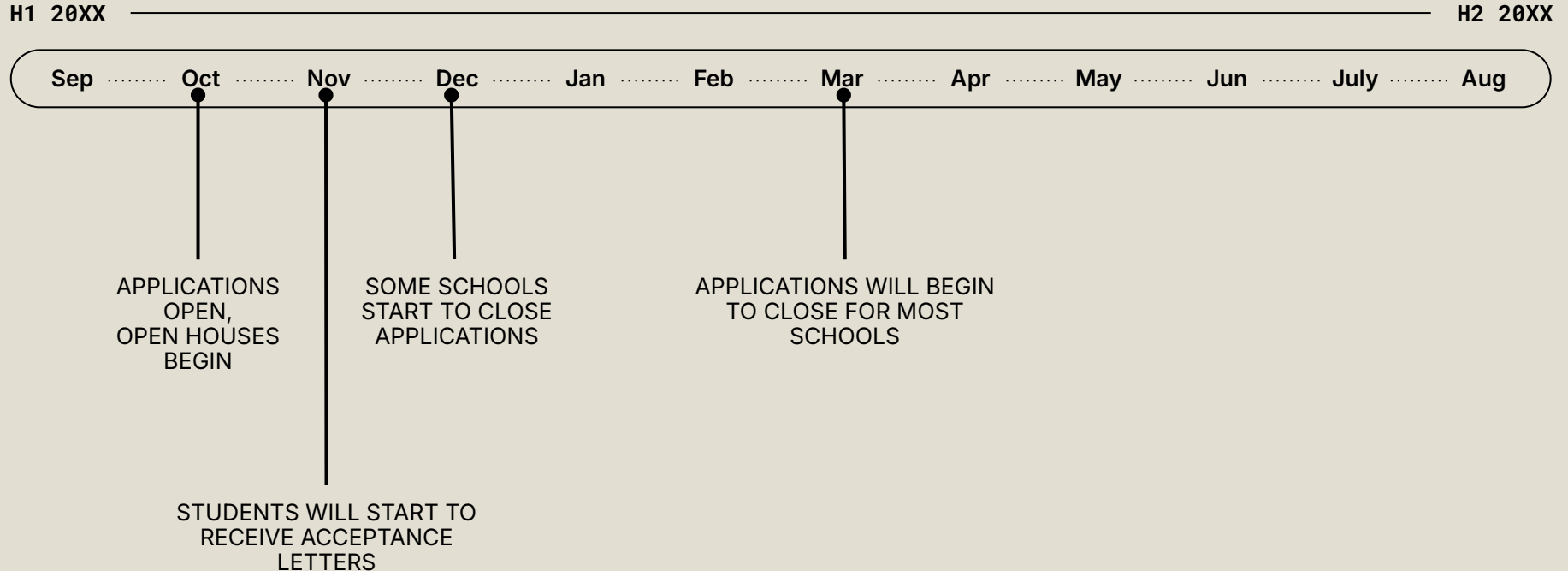
Low 80s

RESEARCHING

- Other things to consider:
 - Location
 - Campus Experiences
 - Tuition Costs
 - Available Housing
 - Distance (ie: how often will you come home, will you have to fly, how much will it cost)

STEP 3: APPLYING

APPLICATION TIMELINE



APPLYING

- Most schools will open applications October 1st
- Pay attention to application closing dates, some will be as early as December, some can be as late as April
- Applying early is beneficial to increasing the chance of earning a spot, as well as having first pick of residences and courses

APPLYING

- Each province will have its own application portal
 - Alberta = ApplyAlberta
 - BC = EducationPlannerBC
 - Ontario = OUAC
- For each university you are applying to in a new province you must create a profile on the proper application portal




About ApplyAlberta

Need More Information?

Help

Apply to one or more Alberta
post-secondary institutions
using ApplyAlberta



Start Here!

**Login to Resume
Application**

**Need More
Information?**

APPLYING

- Fill out the application forms and be prepared with your courses and marks
 - These can be found in your Detailed Academic Report on MyPass if you're unsure
 - They will receive your grade 11 marks through your transcripts, you need to tell them what you are taking in your final year
- Pay the application fee, usually around \$100 (each, ugh)

HOT TIP

IF you go to the open houses and talk to the advisors, some of them have coupon cards for free applications!

STEP 4: SENDING TRANSCRIPTS

SENDING TRANSCRIPTS

- After you have applied the school will reach out for transcripts
- When a school requests your transcripts, log into MyPass and choose "Order Transcripts", then "Send to an Institution" and select the university/college you're applying to from the drop down menu
- Pay the \$10 fee and MyPass will send your transcripts directly to the institution you chose

What are you looking for?

Courses and Marks

View Credential

>> View diploma / certificate progress

Detailed Academic Report

>> Download high school course and mark history

Diploma Exam

>> Add and manage exam registrations and late payment
>> View results and request rescors

PAT Results

>> View Provincial Achievement Test Results

Document Orders

Order Transcript

>> Order an Alberta Transcript of High School Achievement

Order Credential

>> Order a diploma / certificate reprint

Order History

>> View all orders
>> Edit urgent orders

Student Profile

Student Connections

Order Transcript

>> Order an Alberta Transcript of High School Achievement

SENDING TRANSCRIPTS

- More competitive programs may require more application materials (ie: essays, art portfolios, etc..)
 - This will either be done through ApplyAlberta or a school specific portal
- After applying, you will be contacted and all requirements and deadlines will be dictated by the school you are applying to

**STEP 5:
ACCEPTING &
SECURING YOUR
SPOTS**

ACCEPTING

- Universities will contact you to send an offer if you are admitted
- A conditional offer means you are accepted with the condition that you complete the courses you are currently enrolled in with a certain grade
- A full offer will be an automatic acceptance based on the marks you submitted, it also may entail a scholarship
- An offer will have a deadline, so make sure you accept it before then to ensure your spot
- Some schools will require a deposit to reserve your spot and confirm enrolment

ACCEPTING

- Once you have accepted and confirmed your enrolment, the school will reach out with options for housing and food plans
 - Apply early, accept early, and decide on housing early to ensure you get the choice you want
 - Housing is a necessary part of post-secondary for the majority of students so spots fill up quick

STEP 6: FINANCING

FINANCING: SCHOLARSHIPS

- Every year, millions of dollars in scholarships are given away for a variety of reasons
- High schools, post-secondary institutions, and private organizations all give out scholarships to graduating students
- Websites like [ScholarTree](#) and [Yconic](#) can help you find ones that are available to you
- Some large scholarships have application deadlines in October, but some you can only apply to once you have been accepted to a program
- APPLY, APPLY, APPLY!!!

FINANCING: STUDENT AID

Student Aid is a government service that provides student loans, grants, scholarships and awards to help you pay for your post-secondary education. Student aid may not cover all of your costs, so you'll need to plan to make up the difference.

You only have to submit one application to be considered for loans and grants from both Alberta's government and Canada's government. Most students get money from both, which means you may get two smaller loans instead of one big one.

FINANCING: STUDENT AID

Apply early. The only way to know for sure how much money you'll get is to apply and wait for your award letter. You should apply at least 60 days before your classes start so that you have time to figure out your finances.

Apply every year. You can apply for student aid for up to 12 months at a time. If your period of study is longer, you need to submit another application.

FINANCING: STUDENT LOANS

- If student loans are needed, you can apply through the province
 - <https://studentaid.alberta.ca/>

Register with the [National Student Loan Service Centre](#)

FINANCING: GRANTS

- Grants are student aid you do not have to pay back
- The Canada Student grant is available to full-time students in financial need
 - You are automatically assessed when you apply for student aid with your province or territory
- You could be eligible for this grant if you apply and:
 - have a financial need
 - are a full-time student in a qualified program at a designated school
 - your total family income is less than the income threshold (income threshold shown in link above)

**EXTRA :
DEFERRING
& GAP YEARS**

DEFERRING & GAP YEARS

- You may be eligible to apply for a deferral if you have been admitted to year one of an undergraduate degree and want to defer admission for reasons such as:
 - You are planning to take a gap year.
 - You are required to complete mandatory military service.
 - You will be participating in a Rotary program.
 - Your study permit has been delayed.

HOT TIP

Each post-secondary institution will have its own policies on deferrals, so it is best to check with each one directly if that is your plan.

DEFERRING & GAP YEARS

- Gap years are becoming increasingly common
- Gap years are not seen as a negative by universities, but they may ask what you achieved in your year
- Building work experience, taking time to think about what you want to do, or traveling and gaining life experience are all great reasons to take a gap year

**EXTRA :
TRANSFERING**

TRANSFERRING

What happens if I go to university/college and decide it's not the right fit? You can transfer!

- Getting accepted into a post-secondary can be difficult, making the decision making process more stressful. After being accepted, you can:
 - Transfer programs within the same university/college, or
 - Transfer to different universities/colleges

Depending on your courses, some or all may be transferable to your new program, but you may lose some in the process as well

TRANSFERRING

Universities can be difficult to get into. Another way in, besides applying directly to a university program, is to attend college for a year and then transfer to a university program with your college courses.

Many colleges have partner/sister universities and have advisors that can help you make the jump.